



**25 Year
Warranty**

Fiberglass Shelters To Protect Your Critical Field Equipment

Weather Proof and Maintenance Free!

*“ I highly
recommend the Shelter
Works equipment
shelter as a low-cost
and highly effective
product to protect a
variety of field
equipment.”*

Steven Lynch, Senior Engineer
Duke Energy Gas Transmission

Shelter Works manufactures custom-designed fiberglass shelters that protect the country's critical field equipment. As an American-based manufacturer with over 40 years of experience in designing and manufacturing fiberglass shelters, we take pride in the quality and durability of our buildings and are dedicated to delivering the right protective solution and optimal operating environment for your critical field equipment.



With Shelter Works, you'll get:

- Trustworthy Partner-Unparalleled customer care, 24-hour quotes, 48-hour turn around on submittals, and best in the industry warranty
- Endless Innovative Customization-All shelters made to order & built to each customer's unique specifications—any size, any color, any components, any specifications
- Engineering Excellence-Exclusive FiberBeam™ and FiberWrap™ Technology combined with premium hardware increases strength & quality



www.ShelterWorks.com ■ 800-794-8037

**Built for
Life.**



Lowest Lifetime Cost

“ *Shelter Works was able to customize the building to meet our exact specifications. The Shelter Works solution was perfect!* ”

Claude Ambrose
Union Pacific Railroad

When considering steel, concrete, or fiberglass structures to protect your critical field equipment, you'll find that fiberglass is the strongest, most flexible, most cost-effective, highest-performing structure available to your industry. If you are looking for less hassle, less cost, and more durability and performance, you should be looking at fiberglass.

Shelter Works buildings are strong enough to withstand any temperature, any weather, any corrosive conditions and maintain their good looks virtually maintenance-free. They resist damage from impact, chemicals, water, UV rays—even graffiti! They can be installed in less than a day by just a few people using common equipment that you probably already have on your typical job sites. They are super-strong and super-light.



The durability of a Shelter Works building remains unchanged even in extreme temperatures, hurricane winds, Alaskan snow loads, coastal climates and corrosive environments.

SHELTER WORKS BUILDINGS ARE:

- Flexible
- Super-Strong
- Ultra-Light
- Corrosion-Resistant
- Weatherproof
- Insulated
- Cost-Effective
- Attractive
- Maintenance-Free



Shelter Works Proprietary Technology Created a Building As Strong As Steel!


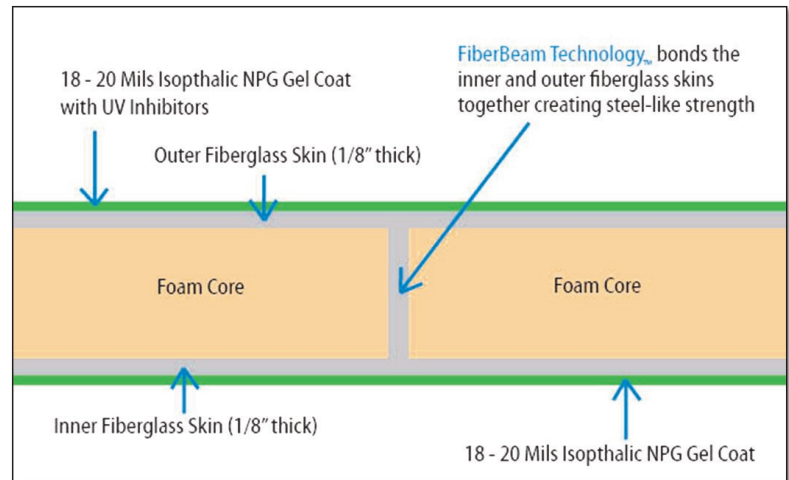
Building Construction

FiberBeam™ Technology is our innovative, proprietary composite lamination process that bonds inner and outer fiberglass skins with a series of integrated fiberglass I-beams, spaced every 12" throughout the walls, doors, and roof, resulting in a fiberglass composite building system that is equal to the strength of steel.

Foam is a great insulator but not a good structural material. That is why we developed FiberBeam™ Technology. When a typical FRP panel with foam core is placed under a load, the bond between the foam and the FRP is put under stress and can fail. With FiberBeams, the same panel is more rigid and can withstand much higher stresses without failing.

Door Construction

Shelter Works' FiberWrap Seamless Doors™ are designed and built using our proprietary process to maximize long-term performance. We form our doors in a two-part mold under pressure and our fiberglass actually wraps seamlessly around the core, creating an incredibly tough and durable door that will withstand decades of use and exposure without failure.



To see a video about our FiberBeam Technology and the quality of our doors, visit our website at www.shelterworks.com

800-794-8037

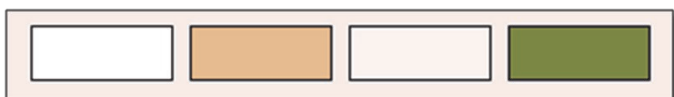
**Built for
Life.**



Built to Your Exact Specifications

What do you need in your building? Vents, double doors, single doors, lighting, containment floors, air conditioning (and any other detail you can think of!) can be built into your shelter. Walls can be customized to accommodate increased structural stability, hanging equipment, additional insulation needs or sound attenuation. Our on-staff Mechanical Engineer works with you to develop the right specifications for each application, giving superior service while making your job easier.

All buildings have a faux brick texture and can be colored any way you'd like. There are four standard colors-Polar White, Desert Sand, Meadow Green, and Storm Grey, but some customers want to match paint colors or designs. Whatever you need—just let them know!



OPTIONS AVAILABLE:

- Custom Sizes & Colors
- Insulation Value up to R-21
- Skids, Bases & Floors
- Containment Floors
- Molded Openings
- Partition Walls & Knock Outs
- Sound Attenuation
- Mounting Reinforcements
- Single, Double, Sliding or Roll-Up Doors
- Awnings
- Panic, 2-point or 3-point Door Hardware
- Electrical Packages
- Lighting
- Vents, Windows & Skylights
- HVAC Packages

NEED A STATE LABEL?



Shelter Works is approved and our production facilities have been certified by a 3rd Party Agency. We are experienced in producing International Building Code (IBC) and various State approved structures.

“ The end product
is magnificent. ”

Dean Smith
David P. Wilson Co, Inc

**Need a creative solution
for your field equipment
protection needs?**

Give us a call at 800-794-8037